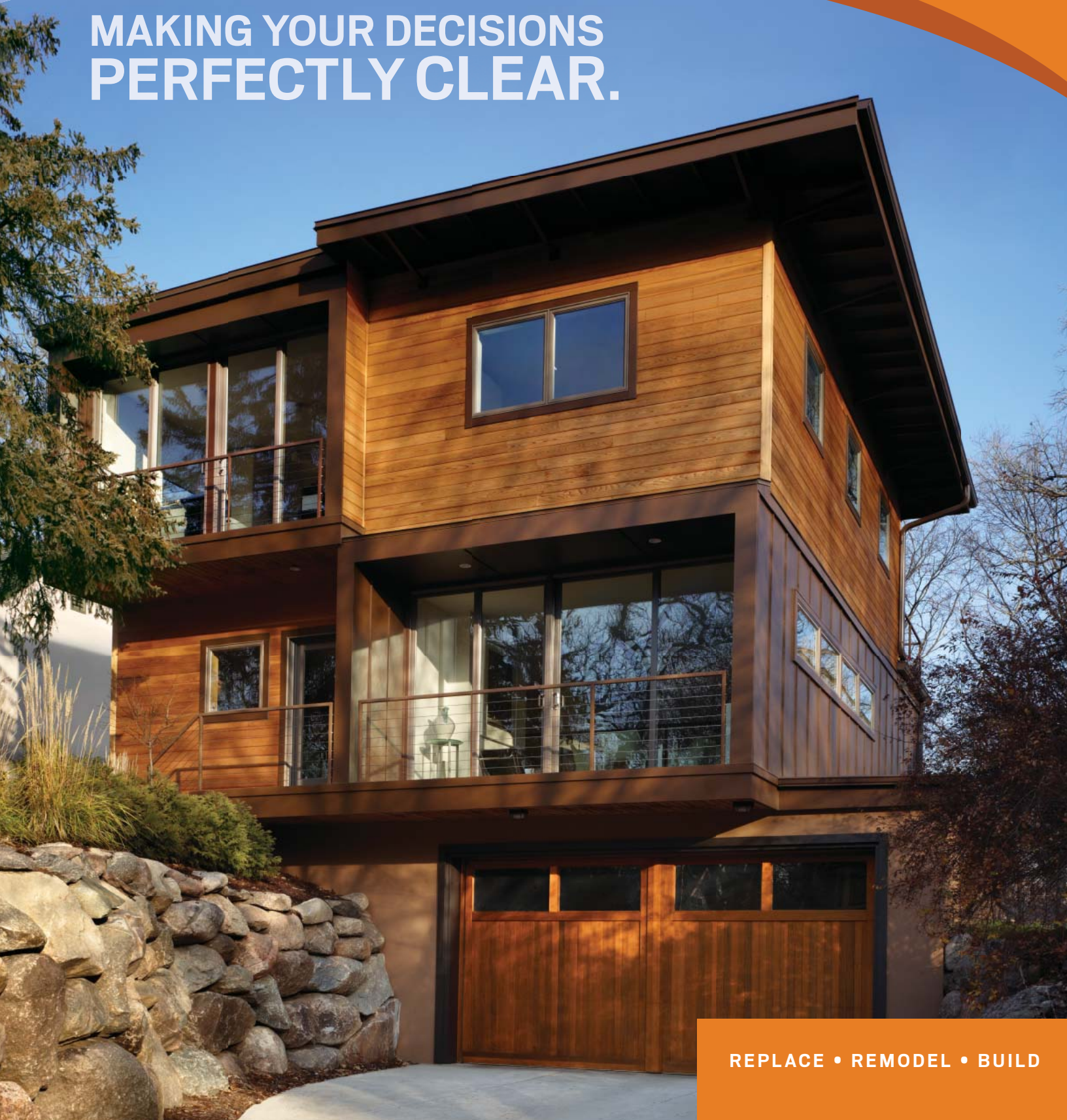


MAKING YOUR DECISIONS  
PERFECTLY CLEAR.



# YOU'VE GOT QUESTIONS. ANDERSEN ANSWERS.

Whether you're replacing old windows, remodeling your home, or building a new house, you have lots of questions about the best way to solve your problems and fulfill your dreams. Andersen has the answers. But don't take our word for it. Instead, take it from the millions of people just like you who have gone through the same process you're going through now. For over 100 years, homeowners have turned to Andersen for answers, and in the process they've made Andersen the most enjoyed windows and doors in America. When you choose Andersen, you're not only getting superior products that perform. You're getting ultimate peace of mind. So take a closer look at Andersen® windows and doors in the pages ahead, and take comfort in your decision to choose Andersen. It's one choice that's perfectly clear.

What makes Andersen® windows & doors perform?

P.4

Are you replacing, remodeling or building?

P.6



REPLACE




REMODEL



BUILD

How do windows & doors influence style? P.8







# 6

What are the  
six simple  
selection steps?

P. 14



What are the different Andersen®  
window & door choices?

P. 30







## WHAT MAKES **ANDERSEN**<sup>®</sup> WINDOWS & DOORS **PERFORM?**

**From energy efficiency and durability to low maintenance,** Andersen designs and builds windows and patio doors that are among the best-performing products in the industry. It's been that way for more than a hundred years, and Andersen is committed to constant innovation as well as rigorous testing of performance and quality to ensure we continue setting the highest possible bar for performance. That's why peace of mind comes standard on all Andersen<sup>®</sup> windows and patio doors.

# ENERGY EFFICIENCY



At Andersen, we take saving energy very seriously. That goes for the energy efficiency of the windows and doors we make and also for our manufacturing processes.

## The easy way to compare energy efficiency.

If you'd like a quick, accurate way to compare the energy efficiency of windows and doors, just look for the National Fenestration Rating Council (NFRC) label. Any window or door worth buying will have one prominently displayed. For details see page 18.



Enjoy up to 70% more energy efficiency.\*\*

The EcoExcel™ package guarantees you'll get the top Andersen energy-saving features. By combining the most innovative glass technologies, such as SmartSun™ glass, with our exclusive Perma-Shield® cladding, Andersen® windows and patio doors with the EcoExcel™ package are up to 70% more energy efficient than ones with ordinary dual-pane glass.\*\* They also block 95% of the sun's harmful UV rays.



## Take comfort in superior weather resistance.

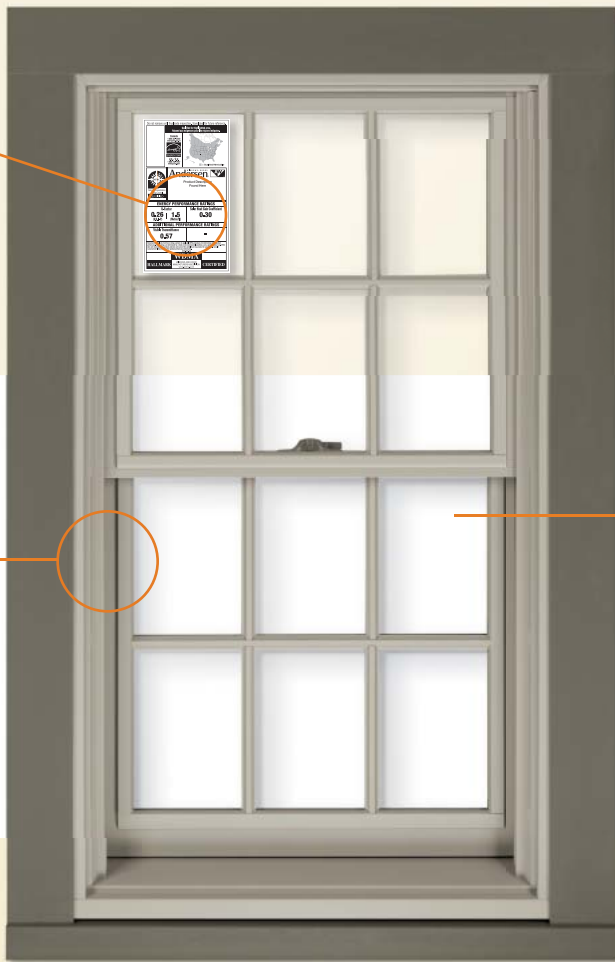
Andersen® patio doors feature unique locking systems that pull the door panel snugly tight. The result is an enhanced weather seal, plus improved security.

**Our weather-resistant construction seals out drafts, winds and water** so well, you can relax in comfort whatever the weather. We carefully select weatherstripping to match each style of window and door to make sure you enjoy superior comfort and reliability.

# LOW MAINTENANCE

## Never needs painting.

The Perma-Shield® exteriors on Andersen® windows and doors won't peel, blister, flake or corrode,\* so they are virtually maintenance free. They come in the four colors most popular with homeowners: White, Sandtone, Terratone® and Forest Green.



## The right glass saves time.

Our High-Performance™ Low-E4® glass coating sets a new standard for low maintenance and high energy efficiency. When exposed to sunlight, the exterior glass stays clean longer than ordinary glass and eliminates up to 99% of water spots.

# DURABILITY



## Quality so solid, the warranty is transferable.\*

Most other window and door warranties end when a home is sold, but our coverage – 20 years on glass, 10 years on non-glass parts – transfers from each owner to the next. And, because it is not prorated, the coverage offers full benefits, year after year, owner after owner. So it can add real value when you decide to sell your home.

## Tough, time-tested Perma-Shield® exteriors.

The exclusive Andersen® Perma-Shield® system gives our windows and doors a tough protective shell that safeguards the wood inside. It repels water, resists dents and stays beautiful for years.\*

**Enjoy your windows and patio doors for years\* to come.** Our products are built strong to last long.\* We use the right materials in the right places, including solid wood, fiberglass and our own Fibrex® composite material. These give our windows and doors superior strength, stability and long-term\* beauty.



## We offer options for the harshest weather environments.

Windows and doors with Stormwatch® protection meet building code requirements in many Gulf and Atlantic coast states.\*\*\* Products with Stormwatch® protection are energy efficient, resist the effects of salt water and stand up to hurricane-force winds and wind-borne debris.\* For details visit: [andersenwindows.com/coastal](http://andersenwindows.com/coastal).

\* Visit [andersenwindows.com/warranty](http://andersenwindows.com/warranty) for details. \*\*SmartSun™ glass in summer. Values are based on a comparison of an Andersen® 400 Series tilt-wash double-hung window U-Factor and SHGC to the U-Factor and SHGC for clear dual-pane glass non-metal frame default values from the 2006 International Energy Conservation Code (IECC). \*\*\*See your local code official for specific requirements in your area.



# ARE YOU **REPLACING,** **REMODELING** OR **BUILDING?**



## **Some aspects of window and door selection are common across all types of projects.**

You want windows and patio doors that are energy efficient, have high-quality materials, allow multiple design choices and display long-term beauty and durability. But there are other considerations you should take into account based on the specific type of project you're doing — replacing, remodeling or building. On this page we're outlining some of those key considerations, and on the pages that follow, you'll find specific tips and suggestions that relate to each kind of project. Whatever the nature of your project, remember: When you work with Andersen, you're getting the widest array of options to help you solve your problems and achieve the windows and doors of your dreams.

Look for these icons on the pages that follow to find specific tips and suggestions relating to each kind of project.



## REPLACE

If you're thinking of replacement, your old windows are probably drafty and high maintenance, and they may not even stay open. At Andersen, your problems are solved beautifully, starting with a wide array of sizes including custom sizes to achieve the perfect fit. You enjoy instant comfort with virtually no maintenance, plus energy savings and long-lasting\* beauty.



## REMODEL

Deciding to remodel the home you've been living in gives you a great opportunity to make it your own and capture your unique vision. The windows and patio doors you choose can play dramatic roles. Create a new view. Add stunning light. Transform your home's exterior appeal. Enhance your interior décor. And, of course, greatly improve your home's energy efficiency. Andersen gives you an array of choices to capture your vision, from colors to distinctive hardware and more.



## BUILD

Building a new home is your chance to do it your way, and make it last. It's one of the largest investments you'll ever make, and the quality of the windows you choose will greatly impact the quality and energy efficiency of your home. For homeowners wanting beauty, performance and value, Andersen offers the best of all possible worlds. Choose your interior and exterior colors, styles and accessories from the impressive array Andersen offers. Then sit back and enjoy for years\* to come.



# HOW DO WINDOWS & DOORS INFLUENCE STYLE?



## ARTS & CRAFTS

The Arts & Crafts, or Craftsman, home style is marked by a sense of the familiar, the handmade, the “craftsmanship” of design. Attributes of Arts & Crafts include:


- Large glass and single glass openings
- Grilles in upper sash of the double-hung windows
- Art glass for that distinctive design touch



## COLONIAL

Colonial today refers to a host of highly popular styles and blended designs. In fact, many homeowners are remodeling other styles of homes, like Ranch, to look more Colonial. Attributes of Colonial styling include:

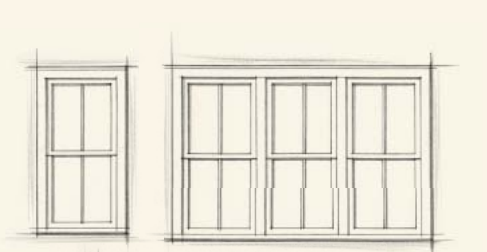
- Dormers and divided light double-hung windows
- Clapboard siding and shutters
- Fan light over entry door



## COTTAGE FARMHOUSE

As a traditional style, Cottage Farmhouse beckons you back to the casual, simple, relaxed and delightful homestead of an earlier time.

- Grilles add a design touch on double-hung windows
- Double-hung windows are tall and narrow with simple grille pattern





## YOUR HOME IS FAR MORE THAN A DWELLING.

It's a design statement that speaks volumes about you. Andersen has perfected the art of creating windows and doors that are aesthetically ideal no matter what your style. Our products work in harmony, not only with each other, but also with your home's architectural components. The end result is an enduring investment — timeless beauty and lasting\* quality at an exceptional value.



### MODERN

The Modern style incorporates clean lines, simple forms and open floor plans.

- Expanses of glass heighten the interior and expand space and light
- Casements and awnings are widely used window types in Modern homes

### RANCH

Blending styles is becoming more and more popular, and Ranch homeowners are remodeling interiors to be more contemporary and exteriors to be more traditional.

- Ribbon or large plate-glass windows are common
- Divided light windows enhance both curb appeal and interior aesthetics
- Double-hung, casement and awning windows are used alone and in combinations

### YOUR HOME STYLE

The styles outlined here represent just some of the more popular architectural approaches seen in homes today. The full range of home designs extends even beyond these to include many combinations. Your home may be a blended style, or may fall specifically into a genre or suite described here. Whatever look you're trying to achieve, Andersen can help you get there.



# HOW WILL YOU **DESIGN** WITH? WINDOWS & DOORS

Are you matching an existing look? Creating a new look? Seeking architectural authenticity? Through colors, materials, shapes, trim, accessories and more, Andersen gives you the critical tools to achieve your look, style and unique vision.

## CREATE A NEW LOOK



When designing a new home, you use floor plans, but it's also a good idea to use wall plans.





## REMODELING OR BUILDING

Whether you're remodeling or building, a group of windows provides more light than several small windows placed apart from each other.



When you have a look and style you want to emulate, you can accomplish it with Andersen through our array of choices.

**PRESERVE AN EXISTING LOOK**

Window location can make a dramatic difference. Position a large window to celebrate your home's surroundings. Or configure your windows or doors to accentuate the light or warm the room.



**ENHANCE THE VIEW**



# BLUR THE LINE

Walls of glass bring you in harmony with your surroundings. When the distinction between outside and inside fades, outdoor spaces start to feel like rooms.

## HOW CAN YOU ACHIEVE YOUR LOOK, STYLE & VISION?

Window and door projects are seldom just “window and door projects.” Think about windows and patio doors as having a powerful impact on your home’s light, view and outdoor living.





## REMODELING

Consider the sightlines when you install windows. Depending on your room arrangement, you should be able to see out the window from both seated and standing positions.



**DESIGN  
WITH DIMENSION**

Use window sequences to paint shapes with light. Achieve just the right look with repeating patterns or isolated statements that bring rhythm to a home.






**CAPTURE  
THE LIGHT**

Sunlight is an essential architectural tool. Design with careful window choice and placement, and you can transform an interior as the sun moves through the day.

1

### SELECT YOUR WINDOW & DOOR TYPES

Choose the types of windows and doors that best fit your needs.



2

### CHOOSE YOUR GLASS


Choose the right glass to maximize performance.




3

### CHOOSE YOUR EXTERIOR AND INTERIOR OPTIONS


Choose from four exterior colors and interior wood species options.




White



Sandtone



Terratone®




Forest Green




Pine



Oak



Maple



White



# WHAT ARE THE SIX SIMPLE? SELECTION STEPS?

When you break down the window and patio door selection process, it's really not that complicated. It involves a few basic steps: Start by picking the types of windows and doors you want. Then choose glass, your exterior and interior options. And, finally, enhance your selections with grilles, hardware and accessories. Andersen makes the selection process easy and the final product exquisite.

4

## STYLE WITH GRILLES

Customize the look of your windows and doors with Andersen® grilles.



5

## CHOOSE YOUR HARDWARE

Customize your windows and doors with a wide array of hardware choices.

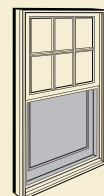


Look for this triangle throughout the catalog. It indicates that the product is available in custom sizes.

6

## ENHANCE WITH ACCESSORIES


Multiple options give your windows and doors a truly signature look.



# 1

## SELECT YOUR WINDOW & DOOR TYPES

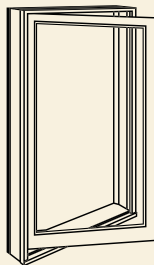
### WINDOW TYPES



#### DOUBLE-HUNG

A double-hung window has two vertically sliding sash in a single frame. Double-hungs lift open while remaining flush with the wall, making them ideal around patios, decks and walkways.


See p. 32.



#### CASEMENT

Casement windows are hinged windows that, with a turn of a crank, open outward to the right or to the left. Casements are common above kitchen sinks and give you flexibility to group in stunning combinations.


See p. 34.



#### AWNING

Awning windows are hinged at the top and open outward. They catch breezes from the left or right and are often used above, below or alongside stationary windows.

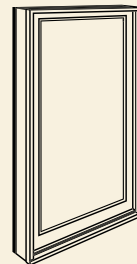
See p. 34.



#### GLIDING

Gliding windows feature two sash, with at least one of the sash sliding horizontally past the other. They give you the advantages of double-hung windows with a more contemporary look.

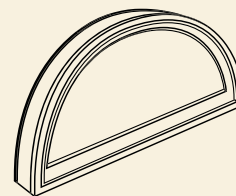
See p. 34.



#### STATIONARY

Stationary windows, as the name states, are windows that don't open. Often referred to as picture windows, they're typically used in combination with venting windows.

See p. 36.

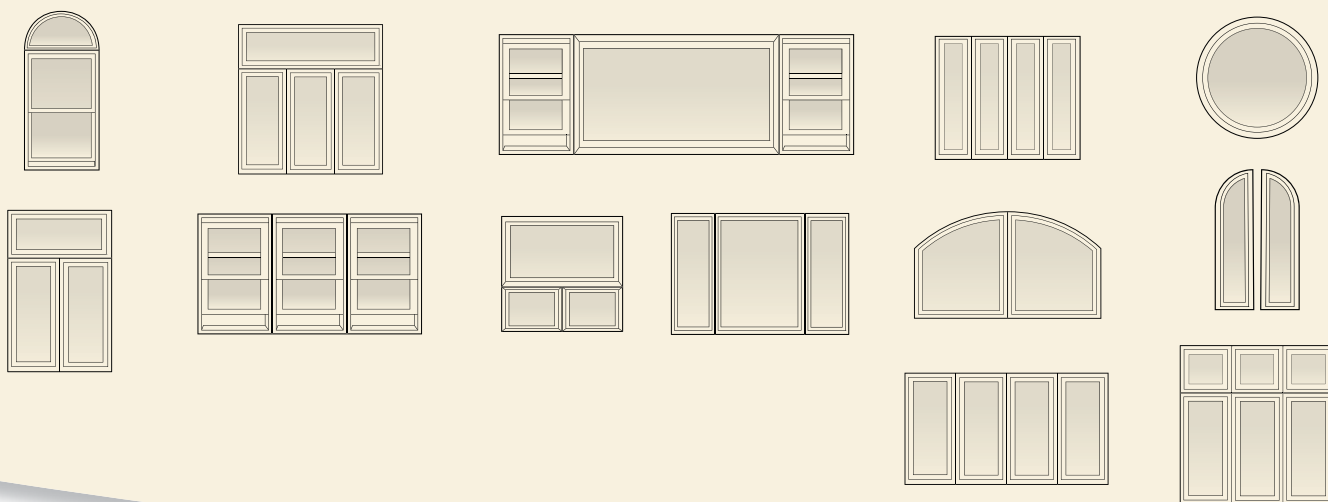


#### SPECIALTY

Specialty windows are stationary windows characterized by their special shapes, including curves and dramatic angles. They can make a signature statement in your home and provide a delicate lighting accent.

See p. 36.

**COMBINATIONS** : Explore the many possibilities of putting shapes and sizes together.



To create your own design go to [andersenwindows.com/windowcentrics](http://andersenwindows.com/windowcentrics).






## REPLACING

Replacement doesn't mean you have to put in the same type of window as your old one. For example, put a new, convenient casement window in place of your old and hard-to-operate double-hung. If you're changing window type, however, be sure to verify that the new window meets codes in your area.\*


## PATIO DOOR TYPES



### BAY & BOW

Bay and bow windows are window combinations that project outward from a home. These dramatic combinations can add space, volume and light to a room and add more personality to any home.


See p. 36.



### GLIDING

With at least one panel that glides smoothly past another door panel, you'll get more room where you need it — inside or out.


See p. 38.



### HINGED INSWING

To save room in smaller areas such as balconies, patios and decks, you'll love the space-enhancing benefits of inswing patio doors.

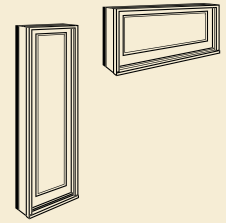
See p. 40.



### HINGED OUTSWING

With panels that swing outward, these doors give you more usable space inside your room.

See p. 40.



### SIDELIGHTS & TRANSOMS


Expand your hinged patio door with elegant combinations, including sidelights, transoms and stationary door panels.

See p. 40.

## CONFIGURATIONS



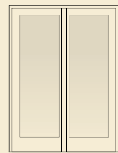
Bow



Bay



Four-panel



Two-panel



Single




Double



Triple

## COMBINATION



Transoms and Sidelights with Hinged Door

# 2

## CHOOSE YOUR GLASS

Glass can affect energy efficiency more than any other part of a window or patio door — and not all glass performs the same. Some types of glass do a better job at insulating your home. Others provide greater clarity. You can even choose glass to filter out specific kinds of light. Andersen offers one of the industry’s widest arrays of glass options, so you’re sure to find the right choice for your climate and your home.

Do not remove until final code inspection. Save label for future reference.

Qualified for highlighted area.  
Répond aux exigences pour les régions indiquées.

Canada  
1 800 387-2000  
energy@andersen.com

ENERGY STAR  
U.S. / E.U.  
1 888 752-7977  
energy@andersen.com

U.S. - Qualified/Admissible

Andersen  
WINDOWS & DOORS

Product Description  
Found Here

CERTIFIED

**ENERGY PERFORMANCE RATINGS**

U-Factor <b>0.26</b> (U.S./F)	Solar Heat Gain Coefficient <b>0.30</b>
-------------------------------------	--

**ADDITIONAL PERFORMANCE RATINGS**

Visible Transmittance <b>0.57</b>	-
--------------------------------------	---

Manufacturers recognize that these ratings apply to applicable NFRC procedures for determining whole product performance. NFRC does not guarantee or warrant the accuracy of any product-specific NFRC data not recommended by product and does not warrant the suitability of any product for specific use. Consult manufacturer's literature for other product performance information.

WDMA  
WINDOW AND DOOR  
MANUFACTURERS ASSOCIATION  
www.wdma.com

HALLMARK CERTIFIED

Energy Performance Ratings



**U-Factor** indicates how well a product prevents heat from escaping. The lower the number the better.

**Solar Heat Gain Coefficient** measures how well a product blocks heat caused by sunlight. The lower the number the better.

**Visible Transmittance** refers to how much visible light comes through a product. The higher the number the better.





## REPLACING, REMODELING OR BUILDING

No matter what type of project you're doing, choosing your glass is key. Andersen® High-Performance™ Low-E4® SmartSun™ glass blocks unwanted solar heat while allowing light to stream through. The result is lower energy costs and protection for furniture, carpets and drapes by blocking out 95% of the damaging ultraviolet rays that can cause fading.



## BEST-IN-CLASS GLASS



### High-Performance™ Low-E4® Glass

The exterior glass stays cleaner than ordinary glass,\* eliminating up to 99% of water spots, and cuts energy bills up to 25%.\*\*



### High-Performance™ Low-E4® SmartSun™ Glass

It gives you the benefits of Low-E4® glass, plus it helps shield your home from the sun's heat and filters out 95% of harmful UV rays while letting sunlight stream through.



### High-Performance™ Low-E4® Sun Glass

It's tinted for maximum protection from the effects of intense sunlight while providing all the benefits of Low-E4® glass.



## ENERGY PERFORMANCE PACKAGE

Get optimal energy-saving performance and visible clarity with the Andersen® EcoExcel™ Energy Performance Package. With the EcoExcel™ package, you'll enjoy the magnificent look of your windows along with savings on heating and cooling. For more details, visit us online at [andersenwindows.com/EcoExcel](http://andersenwindows.com/EcoExcel).

## Patterned Glass

Patterned glass lets in light while obscuring vision and adds a unique decorative touch to your home.



Cascade



Fern



Obscure



Reed

## PERFORMANCE COMPARISON OF ANDERSEN® GLASS OPTIONS

	400 Series Glass Options			200 Series Glass Options		
	High-Performance™ Low-E4®	High-Performance™ Low-E4® SmartSun™	High-Performance™ Low-E4® Sun	Low-E	Low-E SmartSun™	Low-E Sun
Exterior coating on glass for easy cleaning*	Yes	Yes	Yes	No	No	No
Visible light transmitted through glass (the higher the number the more light is transmitted)	0.53	0.47	0.29	0.55	0.49	0.30
Ultraviolet rays blocked by glass*** (the higher the number, the more protection from ultraviolet rays that can cause fading of furniture, carpet and drapes)	84%	95%	84%	83%	95%	83%
Solar heat gain coefficient (the lower the number, the more it will help reduce air conditioning bills)	0.31	0.20	0.19	0.31	0.21	0.19
U-Factor (indicates how well a product prevents heat from escaping; the lower the number the better)	0.30	0.29	0.30	0.31	0.30	0.31

Additional glass options including tinted, laminated, tempered and clear dual-pane are available. Contact your Andersen dealer for details. \*When activated by sunlight. \*\*A study of identical homes comparing Low-E to ordinary dual-pane glass showed 25% savings on cooling bills, 10% on heating bills. Savings vary geographically. \*\*\*Based on center-of-glass performance.


# 3

## CHOOSE YOUR EXTERIOR AND INTERIOR FINISH OPTIONS



CHOOSE FROM FOUR **EXTERIOR** WINDOW & DOOR COLOR OPTIONS


White



Sandtone



Terratone®



Forest Green







## REPLACING, REMODELING OR BUILDING

All Andersen® windows and doors are available with a low-maintenance white interior factory finish. It not only saves you the time and the trouble of painting, it also creates a smoother, more uniform surface that you just can't achieve with a brush.

### CHOOSE FROM FOUR INTERIOR WINDOW & DOOR COLOR OPTIONS

The interiors of all Andersen® windows and patio doors are available in unfinished stain-grade pine or with a long-lasting,\* low-maintenance white finish.

Frenchwood® patio doors and Woodwright® windows can also be ordered with unfinished oak or maple interiors. Perma-Shield® patio door interior colors match exterior colors.




Pine



Maple



Oak



White



# 4

## ADD STYLE WITH GRILLES

Andersen® grilles add character to any home. They are available in a wide selection of standard patterns, semi-custom patterns or custom patterns for a truly signature look.

### GRILLE OPTIONS

MATCH ACROSS ALL PRODUCTS



Colonial Double-Hung



Colonial Picture Window



Colonial Frenchwood® Door

Colonial Upper Sash



Standard Prairie



Semi-Custom

Choose any number of same-size rectangles across or down.



3x1 Upper Sash Only



2x2



3x3

Simulated Double-Hung



Diamond



Custom



Custom



Your Pattern Here



Our 2 1/4-inch-wide grille can make a casement window look like a double-hung. See page 35.



### DESIGN YOUR OWN PATTERN

Andersen gives you complete flexibility to design your own custom grille style. You sketch it, our craftsmen will create it.

SHOWN: Andersen® 400 Series casements with custom circle pattern grilles in transoms.



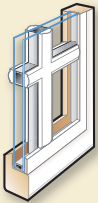


## REPLACING OR REMODELING

Grilles influence style, and the choices at Andersen are endless. You can use grilles to make your casement windows look like double-hung windows. Or you can match existing grille patterns. If you want to match existing windows, it's a good idea to take a picture of your current windows before seeing your contractor or Andersen dealer.

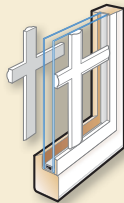
## GRILLE CONFIGURATIONS

### Full Divided Light

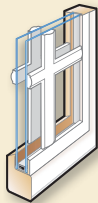


Give your window an authentic look with full divided light grilles that are permanently applied to the interior and exterior of your window with a spacer between the glass.

Permanent Exterior  
Permanent Interior with Spacer



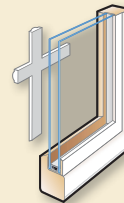
Permanent Exterior  
Removable Interior



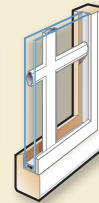
Permanent Exterior  
Permanent Interior

### Simulated Divided Light

Simulated divided light offers permanent grilles on the exterior and interior with no spacer between the glass. We also offer permanent exterior grilles with removable interior grilles, available in natural wood or prefinished white.



Removable  
Interior Grille




Finelight™ Grilles  
Between-the-Glass

### Convenient Cleaning Options

Removable interior grilles come off for easy cleaning. Andersen® Finelight™ grilles are installed between the glass panes and feature a contoured 1" or 3/4" profile.

### Grille Widths (actual size shown)




3/4"



7/8"



1 1/8"



2 1/4"





# 5

## CHOOSE YOUR WINDOW HARDWARE

With Andersen® windows, the hardware\* you choose does more than just provide mechanical functions. It enhances the overall design of your windows and harmonizes with your home's cabinetry and décor. At Andersen, we design hardware ranging from the traditional and classical to simple and contemporary. You don't have to be detail-oriented to appreciate the fine details and finishes of Andersen® hardware.

### ANDERSEN® HARDWARE FINISHES



The hardware\* on our windows is created especially for Andersen, with a wide range of finishes. Choose window hardware finishes that coordinate with lighting and other room décor.



Estate™ casement hardware in distressed bronze finish



Estate™ lock & keeper in satin nickel finish

Printing limitations prevent exact finish replication. See your Andersen dealer for actual finish samples.

\*All Andersen® hardware is sold separately, except standard hardware.





## REPLACING OR REMODELING

With Andersen, you have a beautiful array of hardware styles and finishes to enhance your home's décor. If you're replacing or remodeling, it's important to choose finishes that best complement the hardware you already have. Look at your lighting, plumbing, cabinetry and other areas for guidance.

### CASEMENT & AWNING HARDWARE OPTIONS\*

#### CLASSIC SERIES™



Stone | **White**

#### ESTATE™



Antique Brass | Bright Brass | Brushed Chrome  
Distressed Bronze | Distressed Nickel | Oil Rubbed Bronze  
**Polished Chrome** | Satin Nickel | Stone | White

#### TRADITIONAL FOLDING



Antique Brass | Black | Bright Brass | Gold Dust  
Oil Rubbed Bronze | Satin Nickel | **Stone** | White

Folding window hardware eliminates interference with window treatments.

#### CONTEMPORARY FOLDING



Black | Bright Brass | Gold Dust | Oil Rubbed Bronze  
Satin Nickel | Stone | **White**

### GLIDING WINDOWS

For use on 400 Series Gliding windows.\*



Antique Brass | Bright Brass | **Brushed Chrome**  
Distressed Bronze | Distressed Nickel | Oil Rubbed Bronze  
Polished Chrome | Satin Nickel | Stone | White

For use on 200 Series Gliding windows.



STANDARD: Stone | **White**  
OPTIONAL: Antique Brass | Black  
Bright Brass | Gold Dust  
Oil Rubbed Bronze | Satin Nickel

### STANDARD DOUBLE-HUNG HARDWARE

#### 400 SERIES WOODWRIGHT® WINDOWS



Stone | White

#### 400 SERIES TILT-WASH & NARROLINE® WINDOWS



Stone | White

#### 200 SERIES TILT-WASH WINDOWS



STANDARD: Stone | **White**  
OPTIONAL: Antique Brass | Black | Bright Brass  
Gold Dust | Oil Rubbed Bronze | Satin Nickel

### OPTIONAL DOUBLE-HUNG HARDWARE

#### ESTATE™

Lock & Keeper  
(Not available for 200 Series tilt-wash windows)



Antique Brass | **Bright Brass** | Brushed Chrome | Distressed Bronze | Distressed Nickel | Oil Rubbed Bronze | Polished Chrome | Satin Nickel

Hand Lift



Finger Lifts



#### TRADITIONAL

Sash Lift



Hand Lift



Finger Lifts



Antique Brass | Bright Brass | Brushed Chrome | Distressed Bronze | Distressed Nickel | **Oil Rubbed Bronze** | Polished Chrome | Satin Nickel | Stone | White

#### CLASSIC SERIES™

Stone | **White**

Sash Lift



Hand Lift



Finger Lifts




# 5

## CHOOSE YOUR DOOR HARDWARE

Choose Andersen® patio doors, and you'll enjoy a wider selection of hardware styles and finishes than you'll find with just about any other manufacturer. We offer six distinctively different styles — Yuma®, Encino®, Anvers®, Newbury®, Covington™ and Whitmore® — in solid, forged brass with eight metal finish options. And we offer two styles — Tribeca® and Albany — in diecast zinc with durable powder-coated finishes. Also, be sure to check out our additional hardware options such as exterior keyed locks, matching hinged finishes and more.

### GLIDING PATIO DOOR HARDWARE\* (G)



### HINGED PATIO DOOR HARDWARE\* (H)

**YUMA®**  
Distressed Bronze  
Distressed Nickel

**ENCINO®**  
Distressed Bronze  
Distressed Nickel

**ANVERS®**  
Bright Brass  
Oil Rubbed Bronze  
Satin Nickel

**NEWBURY®**  
Antique Brass  
Bright Brass  
Brushed Chrome  
Oil Rubbed Bronze  
Polished Chrome  
Satin Nickel



Yuma® hinged door hardware in distressed nickel finish.  
\*Hardware sold separately.





## REMODELING

Distressed finishes on brass replicating the look of cast bronze are growing in popularity. Many of the new finishes are characterized as “living” because they wear with use and develop a patina. For more information on finishes and to see photos of all patio door hardware styles and finishes, go to: [andersenwindows.com/patiodoorhardware](http://andersenwindows.com/patiodoorhardware)

### GLIDING PATIO DOOR HARDWARE\* (G)



### HINGED PATIO DOOR HARDWARE\* (H)

#### COVINGTON™

Antique Brass  
**Bright Brass**  
 Oil Rubbed Bronze

#### WHITMORE®

Antique Brass  
 Bright Brass  
 Oil Rubbed Bronze  
 Satin Nickel

#### ALBANY

Black  
**Gold Dust**  
 Stone  
 White

#### TRIBECCA®

Stone  
**White**

## DOOR HARDWARE FINISHES



Antique Brass    Black    Bright Brass    Brushed Chrome    Distressed Bronze    Distressed Nickel    Gold Dust    Oil Rubbed Bronze    Polished Chrome    Satin Nickel    Stone    White

Distressed bronze and oil rubbed bronze are “living” finishes that will change with time and use. Bright brass and satin nickel finishes on patio door hardware feature a 10-year limited warranty. Matching hinges available for inswing patio doors. Printing limitations prevent exact finish replication. See your Andersen dealer for actual finish samples and visit [www.andersenwindows.com/patiodoorhardware](http://www.andersenwindows.com/patiodoorhardware) for more details.

\*Hardware sold separately.


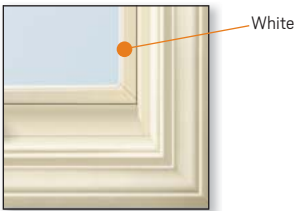
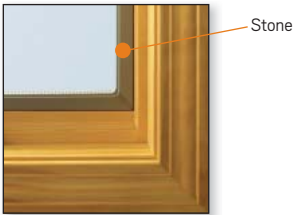
# 6

## ENHANCE WITH ACCESSORIES

Bring a whole new level of protection and style to your windows and doors with Andersen® insect screens — including the innovative TruScene® insect screen technology. You can also add beauty and enhance your home's style with elegant art glass panels.

### FRAMES


For casement and awning windows, TruScene® insect screen frames are available in prefinished stone, white or natural pine that can be stained to match the window. Insect screen frames for all other windows are installed on the exterior of the window and match the unit's exterior color.



## INSECT SCREENS




### TRUSCENE® INSECT SCREEN



Crafted from micro-fine stainless steel mesh, it's one-third the diameter of our aluminum screen wire.

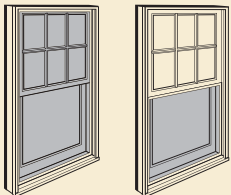
### CONVENTIONAL ANDERSEN® INSECT SCREEN



### TRUSCENE® INSECT SCREENS — 50% GREATER CLARITY

Exclusive Andersen® TruScene® insect screens provide more than 50% greater clarity than our conventional insect screens for a beautifully unobstructed view. And they let in more fresh air and sunlight, while doing a better job of keeping out small insects. Patio door insect screens use a glass fiber mesh. (All comparisons made to conventional Andersen® insect screens.)

### FULL OR HALF WINDOW INSECT SCREENS

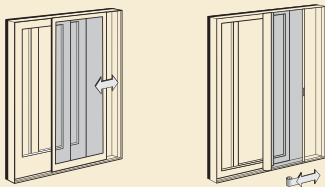


Full insect screens are available for all Andersen® windows. Andersen also offers the option of half insect screens for the lower sash of our double-hung windows.

### PATIO DOOR INSECT SCREEN OPTIONS

All hinged and gliding patio door insect screens have a long-lasting\* fiberglass screen cloth with a charcoal finish. Available in White, Sandtone, Terratone® and Forest Green colors to match the exterior of the door.

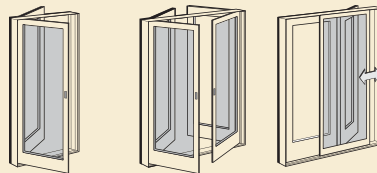
#### GLIDING PATIO DOORS



**Gliding Insect Screen**  
Gliding insect screens are available for two- and four-panel doors.

**Retractable Insect Screen**  
The retractable insect screen is installed on the exterior of the door and opens side-to-side across the width of the opening. When the insect screen is not in use, it neatly retracts into a small canister. Available for two-panel patio doors.

#### HINGED — INSWING PATIO DOORS

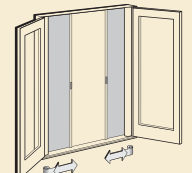


**Hinged Insect Screen**  
Available for single-panel doors.

**Double-Hinged Insect Screen**  
Available for two-panel double-jamb hinged doors.

**Gliding Insect Screen**  
Available for all two- and three-panel doors.

#### HINGED — OUTSWING PATIO DOORS



**Retractable Insect Screen**  
The retractable insect screen is installed on the interior of the door across the width of the opening. When the insect screen is not in use, it neatly retracts into small canisters. Retractable insect screens for outswing doors are available with White, Pine, Oak or Maple interiors. Available for single- and two-panel doors.

## ART GLASS

With art glass from Andersen, you can enhance a transparent look, express your individuality or add a touch of elegance. These finely crafted inserts are designed to fit most Andersen® windows and patio doors. **Go to [andersenwindows.com/artglass](https://andersenwindows.com/artglass) for more details.**

### FRANK LLOYD WRIGHT® SERIES

Each of the four patterns inspired by renowned architect Frank Lloyd Wright remains true to the principles of Wright's original work: simplicity, unity and nature.



Eucalyptus



Wichita



Colonnade



Prairie Rhythm

### CLASSIC SERIES

Give your home a classic look with five different styles that represent major architectural design themes from the late 1800s through the 1930s, as well as a Southwestern-inspired design.



Diamond Lights



Lotus



Regency



Victoria

### ARTISAN SERIES

Two designs influenced by 20th Century American and European architectural schools feature striking visual patterns that evoke an extraordinary blend of art and nature.



Harmonics



Affinity



Taos



# WHAT ARE THE DIFFERENT **ANDERSEN<sup>®</sup>** WINDOWS & DOORS ?

On the following pages, we present our window and patio door selections according to the different window and door types. Within each type, you'll see our offerings listed by product line. To the right is a quick guide to help you gauge what each product line represents.



**DOUBLE-HUNG**  
P.32



**CASEMENT / AWNING  
GLIDING**  
P.34



**STATIONARY**  
P.36



**ARCHITECTURAL**  
P.42

**W I N D O W S**

## ANDERSEN® 400 SERIES WINDOWS & DOORS

The Andersen® 400 Series product line delivers **superior craftsmanship and top performance**. These windows and doors feature the widest range of sizes, styles and accessories.

## ANDERSEN® 200 SERIES WINDOWS & DOORS

The 200 Series product line concentrates on the **most popular sizes and options**, delivering on our promise to provide renowned Andersen quality at an uncommon value.

## ANDERSEN® ARCHITECTURAL WINDOWS & DOORS

Our architectural windows and doors are custom-crafted **in dramatic sizes and shapes** to complement our 400 and 200 Series product lines.



GLIDING  
P.38



HINGED  
P.40



ARCHITECTURAL  
P.42

D O O R S



# DOUBLE-HUNG WINDOWS



## ANDERSEN® 400 SERIES WOODWRIGHT® WINDOWS

Make new homes look old and old homes like new.

Whether you're building your dream home, remodeling your current one or just replacing a problem window, for traditional architecture, you can't do better than Woodwright® windows. With their thick, sloped sills, precision-milled wood interiors and historically accurate grille patterns, these windows bring authentic old-world character to homes of all ages.



Archtop

Unequal Arch

Springline™

Woodwright® windows also give you the option to use a variety of graceful arches that can add an uncommon elegance to your home.



## 400 SERIES TILT-WASH WINDOWS

Our most popular double-hung window.

Year after year, the Andersen® 400 Series tilt-wash window is our best-selling double-hung window — and for good reason. Extremely energy efficient, it gives you a wide array of decorative and performance options, including Stormwatch® protection and our EcoExcel™ Energy Performance Package.



WINDOWS AND DOORS WITH  
**StormWATCH**  
PROTECTION

Andersen® 400 Series tilt-wash double-hung windows are available with impact-resistant glass and structural upgrades to meet the tough building codes of hurricane-prone coastal areas. See your local code official for specific requirements.



## REPLACING

Insert replacement windows are specially designed to save you time and trouble. With insert windows, you replace only the moving parts and keep your existing frame and trim. So, before deciding on an insert replacement window, you need to make sure the window frame is sound. If it doesn't have any rot and all four corners are 90° angles, you just remove the rest of the window and place the insert window right in the existing opening. Another advantage: you can do it from inside your home — which makes a big difference if you're replacing windows on the second story of your home.

### 400 SERIES WOODWRIGHT® INSERT The Woodwright® Insert — A better replacement window.

Woodwright® insert windows give you all the advantages of Woodwright® full-frame windows, plus they install faster and easier, while keeping the mess and disruption to a minimum. In most cases, you can even keep the original trim and preserve the character of your home.



### 200 SERIES TILT-WASH WINDOWS Simply beautiful and beautifully simple.

Our 200 Series tilt-wash double-hung window comes in our most popular sizes and gives you our most requested options. You still get low-maintenance exteriors and real wood interiors, along with our renowned Owner-2-Owner® limited warranty.



### 200 SERIES NARROLINE® WINDOWS Limited features and options. Unlimited appeal.

With a classic Colonial design similar to our 200 Series tilt-wash window, the Narroline® window is available in popular sizes and has a non-tilting sash.

### NARROLINE® CONVERSION KIT

If your home has Andersen® Narroline® windows that were made after 1967, our quick conversion kit can turn them into convenient, tilt-wash double-hung windows with High-Performance™ Low-E4® glass. It installs easily with less mess than ordinary window replacement. Plus, it matches your existing window inside and out and is backed by our full Owner-2-Owner® limited warranty.

DOUBLE-HUNG WINDOW FEATURES		400 SERIES WOODWRIGHT®	400 SERIES TILT-WASH	200 SERIES TILT-WASH	200 SERIES NARROLINE®
<b>Low-Maintenance Exteriors</b>					
	White	●	●	●	●
	Sandtone	●	●	●	●
	Terratone®	●	●		
	Forest Green	●	●		
<b>Interiors</b>					
	Maple	●			
	Oak	●			
	Pine	●	●	●	●
	White	●	●	●	●
<b>Easy Cleaning</b>					
	Low-Maintenance Glass	●	●		
	Tilt-to-Clean Sash	●	●	●	
<b>Grilles</b>					
	Full Divided Light	●	●		
	Simulated Divided Light	●	●	●	
	Finelight™ (Grilles-between-the-glass)	●	●	●	●
	Removable Interior Grilles	●	●	●	●
<b>Performance Options</b>					
	EcoExcel™ Package	●	●	●	
	Stormwatch® Protection		●		
<b>Glass</b>					
	Low-E4®	●	●		
	Low-E4® Sun	●	●		
	Low-E4® SmartSun™	●	●		
	Low-E®			●	●
	Low-E® Sun			●	●
	Low-E® SmartSun™			●	
	<b>Custom Sizes</b>	●			
	<b>Minimum Width</b>	1'-9 5/8"*	1'-9 5/8"	1'-7 1/2"	1'-9 5/8"
	<b>Maximum Width</b>	3'-9 5/8"*	3'-9 5/8"	3'-3 1/2"	3'-9 5/8"
	<b>Minimum Height</b>	3'-0 7/8"*	3'-0 7/8"	2'-11 1/2"	3'-1 1/4"
	<b>Maximum Height</b>	6'-4 7/8"*	7'-8 7/8"	5'-11 1/2"	6'-5 1/4"

For complete technical details, visit [andersenwindows.com](http://andersenwindows.com).



# CASEMENT | AWNING | GLIDING



## 400 SERIES CASEMENT WINDOWS

**Made like no other.**

Andersen® 400 Series casement windows start with a design that is extremely energy efficient. Add to that a solid-wood sash covered inside and out by low-maintenance Perma-Shield® cladding to protect against water damage. Then give them rich, natural pine interiors that create a perfect frame for art glass or grille patterns, and it's easy to see why they have become our best-selling window of all time.



## 400 SERIES AWNING WINDOWS

**Beautiful...versatile...practical.**

Andersen® 400 Series awning windows are built on the same platform as our casement windows and they deliver the same outstanding performance. In addition, they give you a host of design options. Placed high on a wall, they can bring light and fresh air into your home without compromising privacy. They are also perfect complements to picture windows, bringing venting capabilities to window combinations.



Andersen® 400 Series casement and awning windows are available with impact-resistant glass and structural upgrades to meet the tough building codes of hurricane-prone coastal areas. See your local code official for specific requirements.



## REPLACING OR REMODELING

If you're remodeling or replacing windows, you should know that building codes sometimes require egress windows\* — ones that can be used as an emergency exit. Casement windows are often your best choice for egress, because they feature only one sash, providing a larger passageway than double-hung or gliding windows. And here's another Andersen advantage: If the other windows in your home are double-hungs, our 2¼-inch-width grille running across the center of your casement window will simulate the look of a double-hung.

\*See your local code official for specific requirements.



### SINGLE-ACTUATION LOCK

This Andersen® lock is engineered to secure casement windows firmly at multiple points with just one handle. The single-actuation lock also features a “reach-out” action that pulls in the sash for a weathertight seal.



### 400 SERIES GLIDING WINDOWS

Designed to be one of the best-engineered windows of its kind.

In addition to providing top energy efficiency, reliable performance and uncommon beauty, both sash on our 400 Series gliding windows can be opened to the left or right to give you improved ventilation.



### 200 SERIES GLIDING WINDOWS

Easy operation. Excellent energy efficiency.

Andersen® 200 Series gliding windows feature a single operating sash. It is available in our most popular sizes with our most requested options and gives you low-maintenance exteriors, real-wood interiors and the security of our renowned Owner-2-Owner® limited warranty.

CASEMENT AWNING & GLIDING FEATURES		400 SERIES CASEMENT	400 SERIES AWNING	400 SERIES GLIDING	200 SERIES GLIDING
<b>Low-Maintenance Exteriors</b>					
	White	●	●	●	●
	Sandtone	●	●	●	●
	Terratone®	●	●	●	
	Forest Green	●	●	●	
<b>Interiors</b>					
	Pine	●	●	●	●
	White	●	●	●	●
<b>Easy Cleaning</b>					
	Low-Maintenance Glass	●	●	●	
<b>Grilles</b>					
	Full Divided Light	●	●	●	
	Simulated Divided Light	●	●	●	●
	Finelight™ (Grilles-between-the-glass)	●	●	●	●
	Removable Interior Grilles	●	●	●	●
<b>Performance Options</b>					
	EcoExcel™ Package	●	●	●	●
	Stormwatch® Protection	●	●		
<b>Glass</b>					
	Low-E4®	●	●	●	
	Low-E4® Sun	●	●	●	
	Low-E4® SmartSun™	●	●	●	
	Low-E®				●
	Low-E® Sun				●
	Low-E® SmartSun™				●
<b>Custom Sizes</b> ▲					
	Minimum Width	1'-5"	2'-1/8"	2'-11 1/4"	2'-11 1/2"
	Maximum Width	7'-5/8"	5'-11 7/8"	5'-11 1/4"	5'-11 1/2"
	Minimum Height	2'-1/8"	1'-5"	1'-10 1/4"	1'-5 1/2"
	Maximum Height	5'-11 7/8"	4'-0"	4'-11 1/4"	4'-11 1/2"

For complete technical details, visit [andersenwindows.com](http://andersenwindows.com).

# STATIONARY WINDOWS



**GOthic**

## ANDERSEN® 400 SERIES SPECIALTY WINDOWS

These specialty windows let you complement your home's architecture with graceful curves, elegant arches and dramatic angles. Used alone or in combination with other windows, they heighten curb appeal and enhance the character of your home.



**ARCHED TOP**



**OCTAGONAL**



**TRAPEZOID**



**CIRCLE TOP™**

Also available to match Andersen® 200 Series double-hung windows.



**OVAL**



**CIRCLE**



**SPRINGLINE™ FLANKER**



## RECTANGULAR WINDOWS

Andersen makes picture and transom windows to complement the sizes and profiles of Andersen® 400 Series double-hung, casement and awning windows, as well as Andersen® 200 Series double-hung windows.



## BAY & BOW WINDOWS

Andersen® bay and bow windows are window combinations that project outward from a home. These windows also project the beauty and personality of your home inside and out.





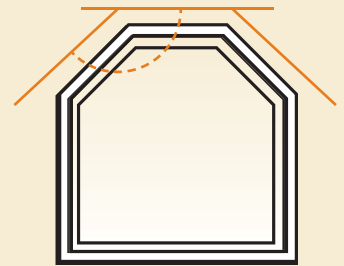


## REPLACING OR REMODELING


If you're planning to replace a group of windows, consider replacing them with a bay or bow window to provide a beautiful interior cove that can make a room appear larger. A wide range of double-hung, casement and picture window combinations is possible.

## FLEXIFRAME® WINDOWS

Flexiframe® windows are available in custom sizes and can be designed in nearly any shape made with straight lines, providing no angle is less than 14 degrees. When other window companies say it can't be done, Andersen does it easily — and beautifully.



EXAMPLES OF ALTERNATE SHAPES.



Andersen® 400 Series stationary windows are available with impact-resistant glass and structural upgrades to meet the tough building codes of hurricane-prone coastal areas. See your local code official for specific requirements in your area.



# GLIDING PATIO DOORS



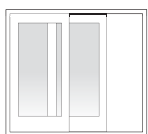
## 400 SERIES FRENCHWOOD® GLIDING PATIO DOORS

Traditional French door styling. Convenient gliding design.

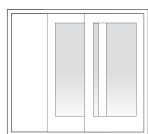
With their wide wood profiles, Frenchwood® gliding patio doors give your home the old-world character of traditional French doors while, at the same time, they give your family the convenience and space savings no hinged door can provide. They won't swing into the wall when a breeze is blowing or slam shut with a gust of wind. And, because they're Andersen® patio doors, they are just as effective in sealing drafts and moisture out of your home. Add to that our quality construction with mortise-and-tenon dowel joints and self-adjusting dual ball-bearing rollers, and you can be sure they'll deliver solid performance for years.\* Our Frenchwood® gliding doors offer an extensive array of options and accessories and are available in two- and four-panel configurations to fit virtually any size requirements.



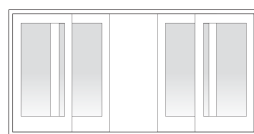
Stationary Panel



Two-Panel Right Open



Two-Panel Left Open



Four-Panel Center Open

Also available with 200 Series Narroline® patio doors.



400 Series Frenchwood® gliding patio doors are available with impact-resistant glass and structural upgrades to meet tough building codes of hurricane-prone coastal areas. See your local code official for specific requirements.



## REPLACING

If you're replacing a three-panel door, you can add a stationary panel to any Andersen® two-panel gliding door. They all come in custom sizes, so you're sure to get a perfect fit.



### AUXILIARY FOOT LOCKS

Optional for all Andersen® gliding patio doors, these special locks provide an extra measure of security when the door is in a locked position. Available finishes coordinate with our door hardware.



### REACH-OUT LOCKING SYSTEM

Our gliding patio doors have a unique reach-out locking system that pulls the door panel snugly into the jamb. The result is enhanced tightness against the weather and improved security.

### SIDLIGHTS & STATIONARY PANELS

For a special design touch, frame your Andersen® patio doors with a border of Andersen® sidelights or stationary panels. They dramatize the exterior appearance, enhance your view and create a larger wall of light.

### BALL-BEARING TRACK SYSTEM

Andersen® gliding patio doors have panels that move on ball-bearing rollers. The result is long-lasting,\* smooth, effortless operation.



### 200 SERIES NARROLINE® PATIO DOORS

Let the sun shine in.

Our 200 Series Narroline® gliding patio doors combine the beauty of natural wood with sleek contemporary profiles to maximize your view and fill your home with sunlight. Available with our most popular options, including the EcoExcel™ Energy Performance Package, heights up to eight feet and four-panel configurations that give your home walls of light over fifteen feet wide.

CUSTOM SIZES



### 200 SERIES PERMA-SHIELD® PATIO DOORS

Low maintenance inside and out.

A tried and true classic, Perma-Shield® patio doors are protected inside and out with rigid vinyl cladding to give your home a contemporary look and energy-saving performance, while keeping maintenance to a minimum. They are available with the most popular options and accessories.

CUSTOM SIZES

GLIDING PATIO DOOR FEATURES		400 SERIES FRENCHWOOD®	200 SERIES NARROLINE®	200 SERIES PERMA-SHIELD®
<b>Low-Maintenance Exteriors</b>				
	White	●	●	●
	Sandtone	●	●	●
	Terratone®	●	●	●
	Forest Green	●		
<b>Interiors</b>				
	Maple	●		
	Oak	●		
	Pine	●	●	
	White	●		
	Matches Exterior			●
<b>Easy Cleaning</b>				
	Low-Maintenance Glass	●		
<b>Grilles</b>				
	Full Divided Light	●		
	Simulated Divided Light	●	●	●
	Finelight™ (Grilles-between-the-glass)	●	●	●
	Removable Interior Grilles	●	●	●
<b>Performance Options</b>				
	EcoExcel™ Package	●	●	●
	Stormwatch® Protection	●		
<b>Glass</b>				
	Low-E4® Tempered	●		
	Low-E4® Sun Tempered	●		
	Low-E4® SmartSun™ Tempered	●		
	Low-E® Tempered		●	●
	Low-E® Sun Tempered		●	●
	Low-E® SmartSun™ Tempered		●	●
	<b>Custom Sizes</b> ▲	●	●	●
	<b>Minimum Width</b>	4'-11 1/4"	4'-11 1/4"	4'-11 1/4"
	<b>Maximum Width</b>	15'-9"	15'-9"	8'-0"
	<b>Minimum Height</b>	6'-7 1/2"	6'-7 1/2"	6'-7 1/2"
	<b>Maximum Height</b>	7'-11 1/2"	7'-11 1/2"	7'-11 1/2"

For complete technical details, visit [andersenwindows.com](http://andersenwindows.com).

\* Visit [andersenwindows.com/warranty](http://andersenwindows.com/warranty) for details.



# HINGED PATIO DOORS



## 400 SERIES FRENCHWOOD® HINGED PATIO DOORS

Patio doors as beautiful as all outdoors.



Frenchwood® hinged patio doors not only open your home to the world outside, they bring the beauty of nature inside. They can flood a room with sunlight and provide panoramic views, and their wide wood profiles add an undeniable elegance to their surroundings. Yet they are just as effective in sealing the elements out. And with quality construction like mortise-and-tenon dowel joints and a multi-point locking system that seals the doors tight at the top, center and bottom, they're built to stay that way for years.\* Our Frenchwood® hinged doors offer an extensive array of options and accessories, including sidelights and transom windows, and are available in two operating styles: inswing and outswing.

## SIDELIGHTS & TRANSOMS

For a special design touch, frame your Andersen® patio doors with a border of Andersen® sidelights and transom windows. They dramatize the exterior appearance, enhance your view and create a larger wall of light.



## REPLACING

Walls of patio doors can dramatically change the appearance of your home, both inside and out. They have the ability to bring the outside indoors by making the most of a beautiful view, as well as allowing natural light and fresh air to flow deep into the room.

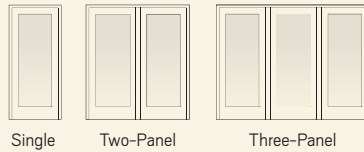


### MULTI-POINT LOCKING SYSTEM

Our Frenchwood® hinged patio door features a patented locking system that positions two hook bolts above and below the center dead bolt. When you engage the lock, these two bolts tighten the door against the frame, to help keep the weather out and secure the door firmly.

### COMBINATIONS

Be creative in putting together your ideal hinged patio door design. For example, consider a three-panel door with two moving panels and one stationary panel. You'll love the view, and the look will transform your home's beauty.



### 400 SERIES FRENCHWOOD® HINGED INSWING PATIO DOORS

Frenchwood® hinged inswing patio doors are a good choice if they open to a small balcony, deck or patio, and are often used in colder climates where snow might build up outside the door. They are available in one-, two- and three-panel configurations.



### 400 SERIES FRENCHWOOD® HINGED OUTSWING PATIO DOORS

Frenchwood® hinged outswing patio doors are often used in warmer climates and allow you to place furniture, artwork and decorations closer to your entryway. They are available in one- and two-panel configurations.



### 200 SERIES HINGED PATIO DOORS Traditional styling. Modern convenience.

Our 200 Series hinged patio doors are virtually maintenance-free inside and out. Their hook-deadbolt lock provides more strength, a more weathertight seal and added security compared to ordinary dead-bolt locks. They are available in one- and two-panel configurations.

HINGED PATIO DOOR FEATURES		400 SERIES FRENCHWOOD®	200 SERIES
<b>Low-Maintenance Exteriors</b>			
	White	●	●
	Sandtone	●	●
	Terratone®	●	●
	Forest Green	●	
<b>Interiors</b>			
	Maple	●	
	Oak	●	
	Pine	●	
	White	●	●
<b>Easy Cleaning</b>			
Low-Maintenance Glass		●	
<b>Grilles</b>			
Full Divided Light		●	
Simulated Divided Light		●	●
Finelight™ (Grilles-between-the-glass)		●	●
Removable Interior Grilles		●	●
<b>Performance Options</b>			
EcoExcel™ Package		●	●
Stormwatch® Protection		●	
<b>Glass</b>			
Low-E4® Tempered		●	
Low-E4® Sun Tempered		●	
Low-E4® SmartSun™ Tempered		●	
Low-E® Tempered			●
Low-E® Sun Tempered			●
Low-E® SmartSun™ Tempered			●
<b>Custom Sizes</b> 		●	
Minimum Width		4'-0"	4'-0"
Maximum Width*		8'-11 1/8"	8'-11 1/8"
Minimum Height		6"-1/2"	6'-7 1/2"
Maximum Height		7'-11 1/2"	7'-11 1/2"

\*Maximum width on Frenchwood® outswing door is 5'-11 1/4"  
For complete technical details, visit [andersenwindows.com](http://andersenwindows.com).



# ARCHITECTURAL WINDOWS & PATIO DOORS

Andersen® architectural windows and doors are carefully handcrafted to complement our 400 Series and 200 Series products with dramatic sizes and extraordinary shapes that give your home a signature look. They include single-hung, double-hung, casement, awning and specialty windows, as well as hinged inswing, hinged outswing and outswing folding patio doors. All are available in 21 standard colors. Custom colors, sizes and shapes are also available. If you can dream it, Andersen architectural windows and doors can bring it to life.

## WINDOWS



## PATIO DOORS







## BUILDING & REMODELING

Windows with unusual shapes let you create dynamic window combinations that can distinguish your home from all others.

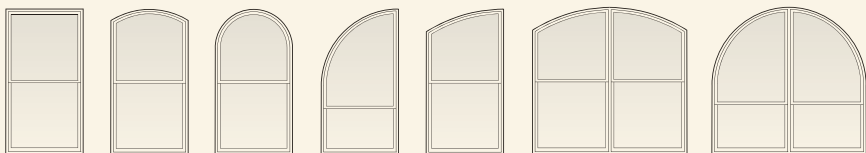
### SPECIALTY WINDOWS

Andersen® architectural specialty windows let you choose from 35 uncommon shapes, including elegant arches, striking angles and compelling curves.




### SINGLE- AND DOUBLE-HUNG WINDOWS

Monumental sizes and a variety of gracefully rounded tops distinguish these windows from ordinary single- and double-hungs. They are available in sizes as wide as 5'-5" and heights exceeding ten feet.



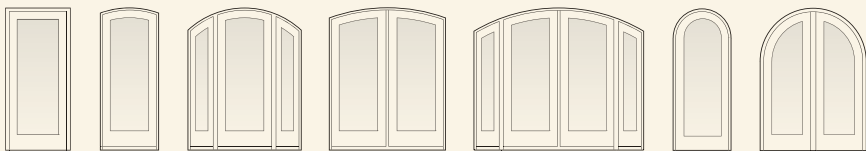
### CASEMENT AND AWNING WINDOWS

Andersen® architectural casement and awning windows offer easy operation along with Old-World style. They include French casements — twin sash inside of one frame with, unlike ordinary casements, no mullion bar between them, giving you a totally unobstructed view. Architectural casement windows are available in rectangles, trapezoids and a variety of arched shapes.



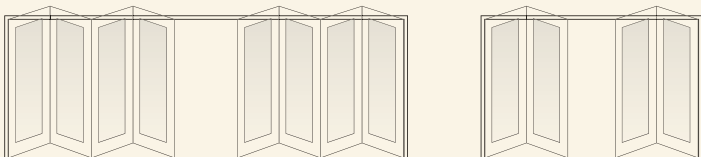
### PATIO DOORS

With features like Romanesque arches, towering transoms and insulated decorative art glass, nothing else quite matches the grandeur architectural patio doors can bring to your home.



### OUTSWING FOLDING PATIO DOORS

When you want to blur the line between indoors and out, these are the doors to choose. When closed, they are a stately wall of light. When open, they fold virtually out of sight. Choose from configurations up to 48 feet wide and operating modes that let you open the doors from the left, right or center.




### A WIDE CHOICE OF INTERIOR AND EXTERIOR OPTIONS

#### EXTERIOR COLORS



#### INTERIOR OPTIONS



\* Actual wood species is Sapele, also known as African mahogany, a non-endangered hardwood with color and characteristics similar to American mahoganies.

# IMPROVING THE VIEW OUTSIDE ALL OUR WINDOWS.

## Respect for the environment is nothing new at Andersen.

For more than a century, it's been part of who we are. Our commitment to recycle and reclaim materials began simply because it was good business. Now it's part of our commitment to sustainability and responsible stewardship of all our resources. Andersen is committed to providing you with long-lasting, energy-efficient windows and doors.



Andersen makes windows and doors that meet **ENERGY STAR**® performance requirements in all 50 states. Andersen Corporation has earned the 2010 ENERGY STAR® Partner of the Year award.



Andersen is a charter member of the **U.S. Green Building Council** and a strong supporter of its LEED® (Leadership in Energy and Environmental Design) Green Building Rating System.



Andersen was the first window and door manufacturer with **Green Seal**® certified products.



Visit our website for all the details:  
[andersenwindows.com](http://andersenwindows.com)



*Come home to Andersen.®*



Printed on FSC-certified paper manufactured with electricity in the form of renewable energy (wind, hydro and biogas). The cover includes a minimum of 30% postconsumer recovered fiber and the text includes a minimum of 10% postconsumer recovered fiber.

"ENERGY STAR" is a registered trademark of the U.S. Environmental Protection Agency.  
"Andersen" and all other marks where denoted are trademarks of Andersen Corporation.  
©2010 Andersen Corporation. All rights reserved. 03/10 Part #9040569